

MINIRAIL

LANDSCAPE

Rail-less mounting solution for metal sheet roof



Product Features


- Widely used for both crystalline modules.
- Easy & quick installation.
- Only 3 kinds of components in whole system fixation.
- All system components are made with high quality aluminum & stainless steel.
- The trapezoidal rib should be more than 20mm

Technical Data


Project site	Popular trapezoidal and IBR sheets, corrugated sheet metal
Suitable Roof Pitch	1°- 45°
Weight (excluding module)	1.10kg/m ²
Min trapezoidal profile thickness Steel	0.48mm
Min trapezoidal profile thickness Aluminium	0.63mm
Wind Load	60m/s
Snow Load	2.0kn/ m ²
Applicable	Frame / frameless module, crystalline/ thin film module
Module Module Orientation	Landscape
Material	Stainless steel 304, Al6005-T5



Key Components



Mini rail
F-MNR-140




End Clamp Kit
F-EC



Mid Clamp Kit
F-MC


Key Components



Mark the locations of mini rails.




Fasten the mini rails with metal sheet roof with 2pcs of rubber pads and 2pcs st6.3*25 tapping screw.



Install the end clamps with mini rails.



Install the mid clamps with mini rail.



Installations finished.